

GESIS Panel Wave Report

GESIS Panel Wave Report

Wave kd (November 2023 - January 2024)

Related to ZA5664 and ZA5665

Version 54.0.0

Maikel Schwerdtfeger, Kai Weyandt

October 2024

Suggested Citation:

Schwerdtfeger, M., Weyandt, K. (2024). *GESIS Panel Wave Report: Wave kd* (GESIS Panel Wave Report). GESIS - Leibniz Institute for the Social Sciences.

Contents

Part I: About the GESIS Panel	1
1. General Overview	1
2. Design of Data Collection	1
3. Overview of the GESIS Panel Waves	2
4. Access to Data, Documentation, and Data Sharing	4
5. Bibliographic Citation and Notification of Publications	4
5.1 Bibliographic Citation	4
5.2 Notification of Publications	5
6. GESIS Panel Team	5
6.1 Core Team Members	5
6.2 GESIS Panel Coordination Group	5
7. Acknowledgements	5
Part II: Wave kd (November 2023 - January 2024)	6
1. Wave Preparation	6
1.1 Responsible GESIS Panel Team Members	6
1.2 Basic Information	6
1.3 Fielded Studies and Questionnaire Composition	6
1.4 Paradata	7
2. Fielding and Outcome Rates	7
2.1 Fielding Phase	7
2.2 Outcome Rates	9
3. Post-Processing	11
3.1 Data Cleaning and Quality Control	11
3.2 Handling of Ambiguous Cases in the Paper Questionnaire	12
3.3 Generated Variables	12
3.4 Variables not Available in the Standard Edition	14
Appendix	15
I. Field Phase	15
II. Documents	17
a. Universal Invitation Letter for Online and Offline Participants Sent by Mail	17
b. Data Privacy Statement Sent by Mail (for Online and Offline Participants)	18
c. Invitation Email	19
d. First Email Reminder	20
e. Second Email Reminder	21
References	22

Part I: About the GESIS Panel

1. General Overview

The GESIS Panel provides a probability-based mixed-mode panel infrastructure located at GESIS - Leibniz Institute for the Social Sciences in Mannheim, Germany. The project offers the social science community a unique opportunity to collect survey data with a random sample representative for the German population. Submitted study proposals are evaluated based on a scientific peer review process.

Panel members were initially recruited in 2013 in face-to-face interviews followed by a self-administered profile survey. Internet users could choose between an online and an offline mail mode. All participants of the profile survey are considered as members of the panel and invited to the regular waves every two months. The starting cohort encompassed 4888 panel members at the beginning of 2014 in wave ba.

In order to compensate for panel attrition, three refreshment samples were drawn. For this, the General Social Survey (ALLBUS) interview was used as vehicle in 2016 and 2018. In 2021, the refreshment was carried out based on the German Study of the International Social Survey Programme (ISSP). The initial 2013 cohort encompasses German speaking panelists aged between 18 and 70 years (at the time of recruitment) and permanently residing in Germany, whereas the following cohorts include panelists from the age of 18 without upper restriction. Design weights that enable the integration of two or multiple cohorts are provided in the data set. Further information on using the design weights and data use in general can be found in the [GESIS Panel Data Manual](#). The recruitment cohort is indicated by the variable z000006a. For more details on the recruitment processes, please see the respective recruitment reports and the GESIS Panel reference paper (Bosnjak et al., 2017). A brief overview of the data structure, naming conventions of variables and waves, and the fielded core studies can be found on our [GESIS Panel cheatsheet](#).

2. Design of Data Collection

The data collection process employs two self-administered survey modes: web and mail. Data collection and panel maintenance is administered and organized by the GESIS Panel Team.

Until 2020, the GESIS Panel waves took place every two months. Starting with wave ia in 2021, the waves take place every three months, each taking about 20 to 25 minutes.

About three quarters of the panel members participate online in web-based surveys; the rest of the panel members take part in the surveys offline by mail.

Each survey wave consists of two major parts: about seven minutes of survey time is reserved for GESIS Panel Longitudinal Core Studies developed by GESIS. The remaining survey time is reserved for submitted external studies. Fielded external studies have undergone a peer-review process.

One aim of the Longitudinal Core Studies is to measure frequently demanded characteristics beyond demographics, such as personality and human values, political behavior and orientations, well-being and quality-of-life, environmental attitudes and behavior, and information/communication technology usage. Moreover, a second aim of the GESIS Panel Longitudinal Core Studies is to assess and control for data quality (i.e., different sources of survey errors) by measuring concepts such as survey participation evaluations, survey mode habits and preferences, and by including selected items from other benchmark surveys (e.g., German Microcensus, ESS, ALLBUS, ISSP).

Independently of the survey mode, all participants are invited by mail and receive an unconditional incentive of five Euros. The online version of the GESIS Panel questionnaires is implemented with the software EFS Survey by Tivian. In addition to the mail invitation, online participants receive an invitation and two reminders by email. The online data collection process is conducted by the GESIS

Panel team. The field phase lasts about eight weeks.

Data from the mail mode are collected by a mail service provider. They send out all paper questionnaires one day before the start of the online field phase. No reminders are sent out in the mail mode. Incoming paper questionnaires are processed by the mail provider. The mail service provider scans all questionnaires and processes the answers automatically. They use optical character/mark recognition (OCR/OMR) technology to read the checkboxes automatically. Free text fields are captured using intelligent character recognition (ICR) technology. The data is stored in csv format. During the data control, at least 10 percent of the checkboxes and all open answers are checked manually by two employees of the external mail service provider for correctness.

3. Overview of the GESIS Panel Waves

Until 2020, the GESIS Panel multi-topic survey waves took place every two months, starting with aa in August 2013. Starting with wave ia in 2021, the waves take place every three months. Each wave includes four to nine different internal and external studies. The first three waves in 2013 (waves aa, ab, ac) were part of the initial recruitment phase and therefore only included a subsample of panelists. The first wave of the GESIS Panel with the full sample was wave ba in February 2014.

From wave aa until wave hf the regular field phase of one wave lasted until the beginning of the next wave for both modes. The reduction from six to four waves in 2021 results in one-month break between the field periods of the survey waves, starting from wave ia. In contrast to other waves, the field period of the online part (21.08.2013 - 14.10.2013) in wave aa differed from the field period of the mail part. Further, the field period for panelists who were invited in the mail mode in wave fe was partly extended due to a web-push-experiment (more information about the web-push-experiment can be found in [GESIS Panel Wave Report fe](#)). Furthermore, a universal cover letter was introduced - in wave ja for the fourth cohort and from wave jb on for all cohorts - which replaces the separate cover letters for web and mail panelists. The universal cover letter contains a URL + access code as well as a QR code, with which all panelists can participate in web mode, even if they were originally invited for mail mode. Thus, the universal cover letter also enables web participation of panelists who did not provide a valid email address.

Table 1 presents an overview of all waves fielded by the GESIS Panel so far. The first column indicates the year of data collection, the second column indicates the name of the wave. Waves and studies are named after the GESIS Panel naming convention (see [Codebook](#)). Waves are signified by two letters, the first signifying the year and the second the wave of the year, both letters having the potential range from a to z. The third column indicates the study code of the studies that were fielded in the respective wave (see [Study Descriptions](#)). The last column provides information on the field period.

Table 1: Overview of the GESIS Panel waves

Year	Wave	Studies	Field period
2013	aa	aa, ab, zq	21.08. - 20.09.
	ab	ab, ac, ad, zq	16.10. - 10.12.
	ac	ab, ae, af, zq	11.12. - 19.02.
2014	ba	zb, ag, ah, ai, zq	27.02. - 15.04.
	bb	zc, aj, ak, al, ai, zq	16.04. - 17.06.
	bc	zd, aj, am, an, zq	18.06. - 12.08.
	bd	ze, ao, ap, an, zq	13.08. - 14.10.
	be	zf, zg, zh, aq, an, zq	15.10. - 16.12.
	bf	zi, zh, am, ar, zq	17.12. - 17.02.
2015	ca	zb, at, av, ar, zq	18.02. - 14.04.
	cb	zc, as, aq, aw, zq	15.04. - 16.06.

Table 1: Overview of the GESIS Panel waves (*continued*)

Year	Wave	Studies	Field period
2016	cc	zd, zc, ax, ay, aw, zq	17.06. - 11.08.
	cd	ze, as, av, az, aw, zq	12.08. - 13.10.
	ce	zf, zg, zh, as, az, zy, aw, zq	14.10. - 15.12.
	cf	zi, ba, zh, bb, zy, aw, zq	16.12. - 16.02.
	da	zb, at, bc, av, be, zy, bf, aw, zq	17.02. - 19.04.
	db	zc, bg, bh, zy, bd, aw, zq	20.04. - 14.06.
	dc	zd, ax, bi, bj, zy, aw, zq	15.06. - 16.08.
	dd	ze, ac, bk, bg, az, aw, zq	17.08. - 18.10.
	de	zf, zg, zh, bd, bh, bl, aw, zq	19.10. - 13.12.
2017	df	zi, zh, bn, bo, aw, zq	14.12. - 14.02.
	ea	zb, at, bp, bk, zj, zy, zz, aw, zq	15.02. - 18.04.
	eb	zc, bd, bh, bm, aw, zq	19.04. - 13.06.
	ec	zd, bq, br, bo, zj, zy, zq	14.06. - 15.08.
	ed	ze, zh, zt, zy, bt, bs, zq	16.08. - 17.10.
	ed	zc quick poll - voting intention	12.09. - 23.09.
	ee	zf, zg, zh, bu, bd, zy, zq	18.10. - 12.12.
2018	ef	zh, zi, bo, aj, zj, zq	23.12. - 13.02.
	fa	zb, at, bf, bb, bw, zq	14.02. - 17.04.
	fb	zc, zy, bv, bx, zj, zq	18.04. - 12.06.
	fc	zd, bz, by, bo, zz, zq	13.06. - 14.08.
	fd	ze, zt, zy, bw, zz, cb, cc, zq	15.08. - 16.10.
	fe	zf, zg, zh, by, cb, zz, zq	05.10. - 11.12.
	ff	zh, zi, ca, cb, cd, zq	12.12. - 12.02.
2019	ga	zb, at, bf, ce, by, zz, cg, ch, zq	13.02. - 16.04.
	gb	zc, cj, ca, cf, ce, zz, zq	17.04. - 11.06.
	gc	zd, zj, ce, ck, cr, zq	12.06. - 13.08.
	gd	ze, zt, cr, cn, ca, ci, zq	14.08. - 15.10.
	ge	zf, zh, zg, co, cf, cl, zq	16.10. - 10.12.
	gf	zh, zi, cp, ca, zq	11.12. - 11.02.
2020	ha	no data collection	
	hb	zc, zb, cq, cv, cy, zq	20.05. - 07.07.
	hc	zd, zj, cx, ci, cy, dc, zy, zq	08.07. - 25.08.
	hd	ze, zt, cu, cy, zy, de, dd, zq	26.08. - 13.10.
	he	zf, zh, zg, cs, cl, zy, cm, dd, zq	14.10. - 08.12.
	hf	zi, zh, db, cy, zy, cm, zq	09.12. - 09.02.
2021	ia	zb, zc, cw, ct, cy, cm, zq	24.02. - 20.04.
	ib	zd, ze, cz, da, cy, dh, cm, zq	26.05. - 20.07.
	ic	zf, zh, zg, zj, dj, dl, dk, cw, da, cy, dh, cm, zq	25.08. - 19.10.
	id	zi, zh, zt, di, dm, ct, cy, dh, cm, zq	24.11. - 18.01.
2022	ja	zb, zc, bb, df, dt, dp, cw, cy, zq	23.02. - 19.04.
	jb	zd, ze, zj, du, do, cz, cy, dv, zq	25.05. - 19.07.
	jc	zf, zh, zg, zj, du, ct, dq, cy, dr, zq	24.08. - 18.10.
	jd	zi, zh, dg, ds, dn, dw, dx, cy, zq	23.11. - 17.01.
2023	ka	zb, zc, ea, dy, dz, cy, zq	22.02. - 18.04.
	kb	zd, ze, eb, eg, dv, ed, eh, zq	24.05. - 18.07.
	kc	zf, zh, zg, zj, ea, zq, ei	23.08. - 17.10.
	kd	zi, zh, zt, ed, ef, ej, dy, zq	22.11. - 16.01.

4. Access to Data, Documentation, and Data Sharing

The scientific use file of the GESIS Panel is accessible for scientific purposes via the [GESIS Data Services](#) in Cologne after signing a data use agreement. Together with the data set, all documentation materials are provided in one central distribution package (zip file). The documentation material comprises wave reports, questionnaires, study descriptions for each study, a data manual, as well as a codebook that documents all variables in the data set. Additional documents that explain the recruitment in 2013, 2016, 2018, and 2021 and further descriptions of the data are also available at <https://gesis-panel.org>.

It is intended to publish an updated version of the cumulative data set that includes new data from the last wave as well as revisions from previous waves at regular intervals. The revisions of earlier data releases are documented in the [errata document](#).

We provide two editions of this cumulative data set: a scientific use file accessible for research purposes (GESIS Panel Standard Edition: ZA5665), and a restricted use file that is only available for on-site use at the GESIS Secure Data Center (GESIS Panel Extended Edition: ZA5664). To [access the scientific use file](#), users have to sign a data use agreement. Upon approval of the data use request, the GESIS Data Service will provide researchers with access to the current scientific use file via a secure download link.

The integration of the second cohort and the increase of waves made a reorganization of the data set necessary. Initially, the GESIS Panel data were provided as one incrementally increasing data set that contained all panelists and all waves. With the integration of the second cohort in the data release of wave ec, the data sets are delivered separately by recruitment cohort and year. However, the data delivery also includes a code file that easily enables data users to merge and append all cohorts and survey waves to a single data set. For a comprehensive overview of the structure of the GESIS Panel data, please refer to [GESIS Panel Data manual](#).

Following the terms and conditions of the GESIS data use agreement, GESIS Panel data cannot be shared on a public repository for reproducible research. To acquire the data set for replication purposes, researchers can fill out the [data use agreement](#). Scientific use files of the GESIS Panel for research purposes are available only directly from GESIS.

5. Bibliographic Citation and Notification of Publications

5.1 Bibliographic Citation

Each new data release has its own DOI. Although each new release may include changes to older waves, replicability is guaranteed if users cite the correct ZA version number and DOI of the data set they used for publications as follows:

German:

GESIS (2024). *GESIS Panel Standard Edition*. GESIS, Köln. ZA5665 Datenfile Version 54.0.0, doi: 10.4232/1.14386

GESIS (2024). *GESIS Panel Extended Edition*. GESIS, Köln. ZA5664 Datenfile Version 54.0.0, doi: 10.4232/1.14385

English:

GESIS (2024). *GESIS Panel Standard Edition*. GESIS, Cologne. ZA5665 Datafile Version 54.0.0, doi: 10.4232/1.14386

GESIS (2024). *GESIS Panel Extended Edition*. GESIS, Cologne. ZA5664 Datafile Version 54.0.0, doi: 10.4232/1.14385

Additionally, please refer to the GESIS Panel reference paper in publications that are based on the GESIS Panel data set:

Bosnjak, M., Dannwolf, T., Enderle, T., Schaurer, I., Struminskaya, B., Tanner, A., & Weyandt K. W. (2017). Establishing an open probability-based mixed-mode panel of the general population in Germany: The GESIS Panel. *Social Science Computer Review*, 36(1). <https://doi.org/10.1177/0894439317697949>

5.2 Notification of Publications

To get an overview of the actual usage of our data, researchers using the GESIS Panel data in their publication are asked to send a notification including bibliographic information and the data set's DOI to info@gesis-panel.org. In accordance with the data use agreement, we ask researchers to provide us with an electronic or paper copy of their publications. Publications that use GESIS Panel data are included in the official [GESIS Panel bibliography](#) on our homepage.

6. GESIS Panel Team

6.1 Core Team Members

Table 2 provides an overview of the active members of the GESIS Panel project.

Table 2: Members of the Team GESIS Panel

Function	Person
Team Leader	Bernd Weiß
Survey Project Management	Patricia Hadler Lena Rembser Maikel Schwerdtfeger
Survey Statistics and Data Quality Management	Ingo Konradt Steffen Pötzschke Kai Weyandt
Panel Management	Gabriele Wahlig
Software Adjustment and Maintenance	Kai Böge

6.2 GESIS Panel Coordination Group

Bella Struminskaya, Utrecht University (Speaker)

Mick Couper, University of Michigan (Deputy Speaker)

Marcel Das, CentERdata and Tilburg University

Thomas Emery, Open Data Infrastructure for Social Science and Economic Innovations (ODISSEI)

Joseph Sakshaug, Institute for Employment Research (IAB), Ludwig Maximilian University of Munich, University of Mannheim

Vera Toepoel, CBS - Statistics Netherlands

7. Acknowledgements

We thank the researchers submitting proposals to the GESIS Panel. We are very grateful to the many anonymous reviewers that provide valuable feedback to the submitted studies.

Part II: Wave kd (November 2023 - January 2024)

1. Wave Preparation

1.1 Responsible GESIS Panel Team Members

Survey project management	Maikel Schwerdtfeger
Data management	Kai Weyandt
Data archiving	Kai Weyandt
Panel management	Gabriele Wahlig

1.2 Basic Information

Wave kd is the fifty-fourth regular panel wave of the GESIS Panel. Overall, 4779 active panelists were invited to participate in wave kd. 2263 panelists are part of the first cohort that was recruited in 2013, 891 panelists are part of the second cohort that was recruited in 2016, 957 panelists are part of the third cohort that was recruited in 2018, and 668 panelists are part of the fourth cohort that was recruited in 2021.

All participants were invited by mail and received an unconditional incentive of five Euros. Online participants received an email invitation in addition.

1.3 Fielded Studies and Questionnaire Composition

Wave kd consisted of eight studies that are listed in Table 3. The listed order in the table reflects the order in the questionnaire. For a detailed description of the respective studies, please refer to the [study description](#), the online and offline [questionnaire documentation](#), and the [codebook](#) that also can be accessed via the study entry in the [GESIS Data Search](#).

Study dy contains an experiment. The experimental group is indicated by the variable kddy153a.

Within study zq the online and offline questionnaires differ with respect to two questions: Online panelists were asked about the electronic device they used to fill in the questionnaire (variables kdzq014a and kdzq015a), offline panelists were asked on which date they filled in the questionnaire (variables kdzq017a, kdzq018a, and kdzq019a).

Table 3: Overview of GESIS Panel Studies in Wave kd

Study	Waves	Authors	Title
zi	Core study	Bella Struminskaya, Michael Bosnjak, Edith de Leeuw, Peter Lugtig, Vera Toepoel	Panel survey participation evaluation & mode preferences
zh	Core study	Tanja Dannwolf, Silke Schneider, Ines Schaurer	Annual Update of Socio-Demography
zt	Core study	Katharina Schmidt, David Bretsch	Religion
ed	kb, kd	Rainer Greifeneder, Christiane Büttner, Elianne Albath, Natalia Bogatyreva	Investigating political participation through the lens of ostracism in the context of the European 2024 election
ef	kd	Jonas Wenker, Armin Schäfer	Does Descriptive Representation Matter?
ej	kd	Dennis Abel, Stefan Jünger	Analyzing spatially-explicit perceptions of extreme weather events in Germany
dy	ka, kd	Irena Kogan, Stefanie Heyne, Jana Kuhlemann	Attitudes towards partnerships with newly arrived refugees
zq	Core study	Michael Bosnjak, Lars Kaczmirek, Bella Struminskaya	Monitoring quality: survey experience & mode characteristics

1.4 Paradata

Paradata can be easily identified in the data set by the third and fourth digit in the variable name. The letters *zr* indicate information on relative time stamps, collected by the online survey software, *zs* indicate client-side paradata, and *zp* are additional paradata collected by the online software. In general, more paradata are available for panelists of the web mode.

For the web mode, relative time stamps (variables *kdzr001a* to *kdzr071a*) for each page are available. These time variables report the time difference in seconds between pressing the forward button of the respective page and the absolute time stamp. The absolute time stamp variable (*kdzp207a*) signifies the time in seconds which is past since 01-01-1970 when loading the first page of the survey.

In wave *kd*, several client-side based paradata are collected in page-based string variables (*kdzs001a* to *kdzs070a*). The connected page id is mentioned in the label. The page id for each question can be found in the codebook or on the screenshots of the online questionnaire.

For detailed information, please see the separate [paradata documentation](#).

2. Fielding and Outcome Rates

2.1 Fielding Phase

The invitation was sent out by mail on 21.11.2023 for all panelists (online and offline). The invitation letter included an unconditional incentive of five Euros. The letter for the offline panelists included the paper questionnaire. Online panelists additionally received an invitation by email on 22.11.2023. The fieldwork for wave *kd* ended on 16.01.2024.

Overall, 4779 active members of the GESIS Panel were invited, 2263 are members of the first recruitment cohort, 891 are members of the second recruitment cohort, 957 are members of the third recruitment cohort, and 668 are members of the fourth recruitment cohort. 3701 panelists were invited in the online mode and 1078 were invited in the offline mode. The online participants who have not participated in the survey received two reminders on 30.11.2023 and 07.12.2023. As 97 online panelists have not provided a valid email address, they neither receive an email invitation nor email re-

minders. The panelists invited in the offline mode did not receive any reminder letters. The text of the invitation letters (online and offline) and the email reminder can be found in the Appendix.

Figure 1 shows the cumulative participation over the field period. Figure 2 gives insights into the daily return of online and paper questionnaires. A detailed table can be found in the Appendix (see Table 6). Figures 1 and 2 may include participation that took place after the regular fielding period. These are paper questionnaires collected by the mail service provider after the end of the fielding period due to delays in the postal process.

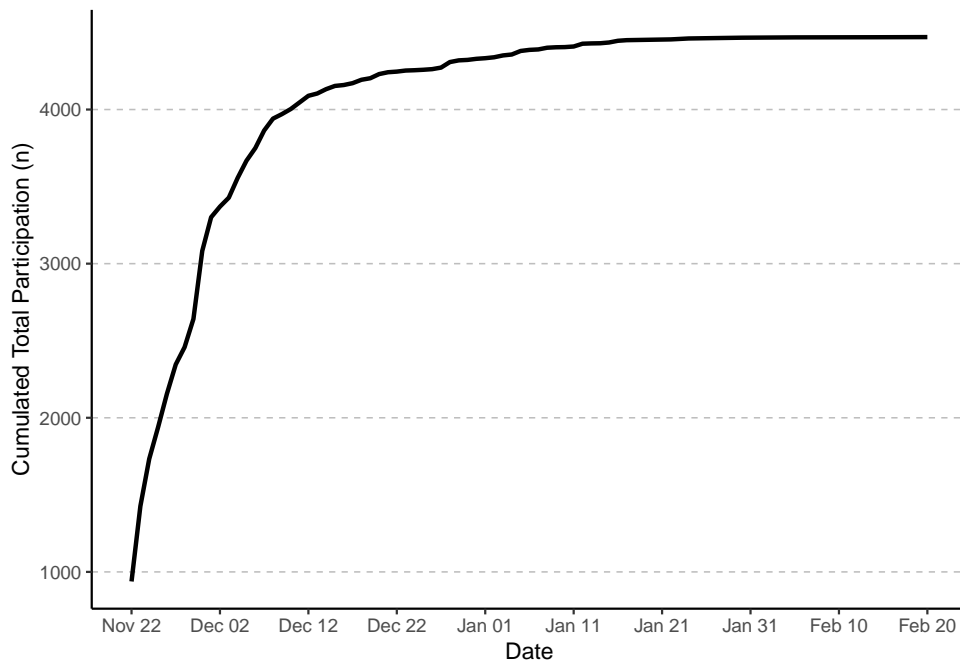


Figure 1: Cumulative participation of the GESIS Panel (wave kd, fielding period 22.11.2023 to 16.01.2024)

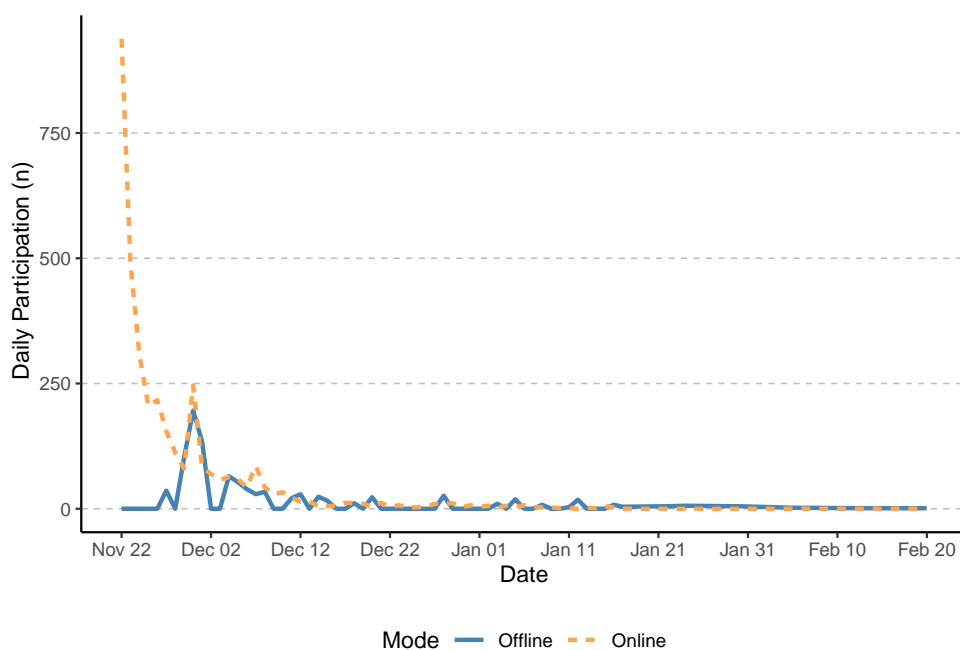


Figure 2: Daily return of questionnaires by mode of the GESIS Panel (wave kd, fielding period 22.11.2023 to 16.01.2024)

2.2 Outcome Rates

The response rates calculation for the recruitment process of the GESIS Panel are based on Final Disposition Codes for In-Person Household Surveys (American Association for Public Opinion Research, 2016) and are adapted for register-based samples in Germany. The wave-specific response metrics are presented separately for the four recruitment cohorts. GP2013 indicates the first cohort that was recruited in 2013, GP2016 indicates the second cohort that was recruited in 2016, GP2018 indicates the third cohort that was recruited in 2018, GP2021 indicates the fourth cohort that was recruited in 2021. Please note that the GESIS Panel may have already recruited a further cohort whose outcome rates can only be reported for later waves.

The completion rate (COMR) is the proportion of those who completed or partially completed the survey over eligible panel members who were invited to the survey. All active panel members are eligible for the wave. Active panel members are those who do not sign off from the panel. The eligibility for the wave surveys is defined as the returned profile questionnaire: all invited panelists who returned the profile questionnaire and did not sign off from the panel afterwards, were invited to the wave. The completion rate is computed separately for two modes and as an overall rate with counting the response to the mode the respondent was originally invited to.

$$\text{Completion Rate COMR} = \frac{\text{Interview} + \text{Partial}}{\text{Interview} + \text{Partial} + \text{Refusal} + \text{Noncontact} + \text{Other}}$$

	Overall COMR	COMR Online	COMR Offline
GP2013	$\frac{2117+7}{2117+7+18+5+116} \equiv 93.86\%$	$\frac{1627+5}{1627+5+16+0+78} \equiv 94.55\%$	$\frac{490+2}{490+2+2+5+38} \equiv 91.62\%$
GP2016	$\frac{828+5}{828+5+10+3+45} \equiv 93.49\%$	$\frac{631+5}{631+5+10+0+28} \equiv 94.36\%$	$\frac{197+0}{197+0+0+3+17} \equiv 90.78\%$
GP2018	$\frac{883+4}{883+4+2+7+61} \equiv 92.69\%$	$\frac{691+3}{691+3+2+0+44} \equiv 93.78\%$	$\frac{192+1}{192+1+0+7+17} \equiv 88.94\%$
GP2021	$\frac{591+1}{591+1+8+2+66} \equiv 88.62\%$	$\frac{508+1}{508+1+8+0+44} \equiv 90.73\%$	$\frac{83+0}{83+0+0+2+22} \equiv 77.57\%$

The absorption rate indicates the quality of address lists of active panel members. This estimate is a proportion of non-contacts among the active panelists.

$$\text{Absorption Rate} = \frac{\text{Invitations Sent} - \text{Undeliverable Invitations}}{\text{Invitations Sent}}$$

	Overall Absorption Rate	Absorption Rate Online	Absorption Rate Offline
GP2013	$\frac{2263-5}{2263} \equiv 99.78\%$	$\frac{1726-0}{1726} \equiv 100.00\%$	$\frac{537-5}{537} \equiv 99.07\%$
GP2016	$\frac{891-3}{891} \equiv 99.66\%$	$\frac{674-0}{674} \equiv 100.00\%$	$\frac{217-3}{217} \equiv 98.62\%$
GP2018	$\frac{957-7}{957} \equiv 99.27\%$	$\frac{740-0}{740} \equiv 100.00\%$	$\frac{217-7}{217} \equiv 96.77\%$
GP2021	$\frac{668-2}{668} \equiv 99.70\%$	$\frac{561-0}{561} \equiv 100.00\%$	$\frac{107-2}{107} \equiv 98.13\%$

The cumulative response rate 1 (CUMR1) is obtained by multiplication of the recruitment rate, profile rate, and the completion rate for each wave. For detailed information about the calculation of the recruitment rate and the profile rate see the recruitment reports of the respective cohorts.

$$\text{Cumulative Response Rate 1 (CUMR1)} = \text{RECR} \times \text{PROR} \times \text{COMR}$$

	Overall CUMR1 Wave kd	CUMR1 Wave kd Online	CUMR1 Wave kd Offline
GP2013	$0.2898 \times 0.7942 \times 0.9386 \equiv 21.61\%$	$0.2898 \times 0.7878 \times 0.9455 \equiv 21.59\%$	$0.2898 \times 0.8067 \times 0.9162 \equiv 21.42\%$
GP2016	$0.2022 \times 0.8051 \times 0.9349 \equiv 15.22\%$	$0.2022 \times 0.8059 \times 0.9436 \equiv 15.38\%$	$0.2022 \times 0.8036 \times 0.9078 \equiv 14.75\%$
GP2018	$0.1830 \times 0.7743 \times 0.9269 \equiv 13.13\%$	$0.1830 \times 0.7784 \times 0.9378 \equiv 13.36\%$	$0.1830 \times 0.7668 \times 0.8894 \equiv 12.48\%$
GP2021	$0.2048 \times 0.7942 \times 0.8862 \equiv 14.41\%$	$0.2048 \times 0.7942 \times 0.9073 \equiv 14.75\%$	$0.2048 \times 0.7942 \times 0.7757 \equiv 12.61\%$

The cumulative response rate 2 (CUMR2) takes the retention rate (RETR) into account, that is, the number of active panel members at the time of this wave out of all active panel members (i.e., the panelists who returned the profile survey). It is advisable to report this indicator when using the data from a single wave.

$$\text{Retention Rate} = \frac{\text{Overall Active Panel@Recent Wave}}{\text{Overall Active Panel@Profile Survey}}$$

	Overall Retention Rate	Retention Rate Online	Retention Rate Offline
GP2013	$\frac{2263}{4938} \equiv 45.83\%$	$\frac{1726}{3068} \equiv 56.26\%$	$\frac{537}{1870} \equiv 28.72\%$
GP2016	$\frac{891}{1710} \equiv 52.11\%$	$\frac{674}{1095} \equiv 61.55\%$	$\frac{217}{615} \equiv 35.28\%$
GP2018	$\frac{957}{1607} \equiv 59.55\%$	$\frac{740}{1060} \equiv 69.81\%$	$\frac{217}{547} \equiv 39.67\%$
GP2021	$\frac{668}{764} \equiv 87.43\%$	$\frac{561}{627} \equiv 89.47\%$	$\frac{107}{137} \equiv 78.10\%$

$$\text{Cumulative Response Rate 2 (CUMR2)} = \text{RECR} \times \text{PROR} \times \text{COMR} \times \text{RETR}$$

	Overall CUMR2 Wave kd	CUMR2 Wave kd Online	CUMR2 Wave kd Offline
GP2013	$0.2898 \times 0.7942 \times 0.9386 \times 0.4583 \equiv 9.90\%$	$0.2898 \times 0.7878 \times 0.9455 \times 0.5626 \equiv 12.15\%$	$0.2898 \times 0.8067 \times 0.9162 \times 0.2872 \equiv 6.15\%$
GP2016	$0.2022 \times 0.8051 \times 0.9349 \times 0.5211 \equiv 7.93\%$	$0.2022 \times 0.8059 \times 0.9436 \times 0.6155 \equiv 9.46\%$	$0.2022 \times 0.8036 \times 0.9078 \times 0.3528 \equiv 5.20\%$
GP2018	$0.1830 \times 0.7743 \times 0.9269 \times 0.5955 \equiv 7.82\%$	$0.1830 \times 0.7784 \times 0.9378 \times 0.6981 \equiv 9.33\%$	$0.1830 \times 0.7668 \times 0.8894 \times 0.3967 \equiv 4.95\%$
GP2021	$0.2048 \times 0.7942 \times 0.8862 \times 0.8743 \equiv 12.60\%$	$0.2048 \times 0.7942 \times 0.9073 \times 0.8947 \equiv 13.20\%$	$0.2048 \times 0.7942 \times 0.7757 \times 0.7810 \equiv 9.85\%$

The break-off rate is a proportion of those who answered less than 50 % of the substantial questions over those who started the interview (answered at least one question).

$$\text{Break-Off rate} = \frac{\text{Break-Off}}{\text{Interview} + \text{Partial} + \text{Break-Off}}$$

	Overall Break-Off rate	Break-off rate Online	Break-off rate Offline
GP2013	$\frac{11}{2117+7+11} \equiv 0.52\%$	$\frac{10}{1627+5+10} \equiv 0.61\%$	$\frac{1}{490+2+1} \equiv 0.20\%$
GP2016	$\frac{5}{828+5+5} \equiv 0.60\%$	$\frac{5}{631+5+5} \equiv 0.78\%$	$\frac{0}{197+0+0} \equiv 0.00\%$
GP2018	$\frac{1}{883+4+1} \equiv 0.11\%$	$\frac{1}{691+3+1} \equiv 0.14\%$	$\frac{0}{192+1+0} \equiv 0.00\%$
GP2021	$\frac{4}{591+1+4} \equiv 0.67\%$	$\frac{4}{508+1+4} \equiv 0.78\%$	$\frac{0}{83+0+0} \equiv 0.00\%$

The attrition rate in this wave report is defined as the proportion of the panel members who drop out between the profile survey that was the first self-administered survey of the GESIS Panel and the current wave. According to the definition of the active panel (returned the questionnaire of the profile survey), the active panel after the profile survey was 4938 panel members. During the recruitment phase, 50 panel members have signed off from the panel.

Attrition can occur voluntarily and involuntarily (DiSogra and Callegaro, 2016). In the GESIS Panel, voluntary attrition is a result of panel members contacting the GESIS Panel team and requesting to be removed from the panel. Cases in which inability to participate due to health reasons or death of a panel member were communicated to the GESIS Panel by other persons (such as panel members' relatives), and were treated as voluntarily attrition and removed from the panel.

If panel members do not respond to three consecutive waves or cannot be reached for three consecutive waves, they are excluded from the GESIS Panel (involuntary attrition). Removal of panel members due to prolonged nonresponse or prolonged noncontact was done for the first time before wave bd and is done before each wave. The attrition rate reported below includes cases for which a request has been made to be removed as well as cases removed by the GESIS Panel.

$$\text{Attrition rate} = \frac{\text{Overall Active Panel@Profile Survey} - \text{Overall Active Panel@Recent Wave}}{\text{Overall Active Panel@Profile Survey}}$$

	Overall Attrition rate	Attrition rate Online	Attrition rate Offline
GP2013	$\frac{4938-2263}{4938} \equiv 54.17\%$	$\frac{3068-1726}{3068} \equiv 43.74\%$	$\frac{1870-537}{1870} \equiv 71.28\%$
GP2016	$\frac{1710-891}{1710} \equiv 47.89\%$	$\frac{1095-674}{1095} \equiv 38.45\%$	$\frac{615-217}{615} \equiv 64.72\%$
GP2018	$\frac{1607-957}{1607} \equiv 40.45\%$	$\frac{1060-740}{1060} \equiv 30.19\%$	$\frac{547-217}{547} \equiv 60.33\%$
GP2021	$\frac{764-668}{764} \equiv 12.57\%$	$\frac{627-561}{627} \equiv 10.53\%$	$\frac{137-107}{137} \equiv 21.90\%$

3. Post-Processing

In this section, we provide a brief overview of measures of data cleaning and quality control (see section 3.1) and peculiarities of the paper mode (section 3.2). In section 3.3, variables that are generated in the process of data preparation are listed. Section 3.4 provides an overview of variables that are exclusively available in the Extended Edition of the data set.

3.1 Data Cleaning and Quality Control

During the data preparation process, the data undergo several steps of data preparation and validation. The recoding is in line with the GESIS Panel missing value scheme. The GESIS Panel disseminates the data in a quite raw format. This means the data are not validated with respect to previous statements of the panelists within the questionnaire (e.g., filter questions) or within data collec-

tion waves (e.g., differences in demographic variables). Usually, this becomes apparent in the offline mode, where panelists can ignore routing and fill in filtered questions anyway.

Due to data privacy, specific variables undergo an anonymization process and are either categorized (see 3.3) or are only accessible in the GESIS Panel Extended Edition (see 3.4). This is primarily the case for demographic variables but also relates to sensitive topics as well as spatial information.

The panel itself is subject to cleaning processes. Panelists are removed from the panel after three subsequent waves of non-response or non-contact.

3.2 Handling of Ambiguous Cases in the Paper Questionnaire

Variable `kdza002a` indicates the mode in which a respondent answered the questionnaire. In general, paper questionnaires offer less guidance to panelists on how to answer a question than online questionnaires. This might even cause questions to be answered in an unintended manner. The paper questionnaires are processed electronically by a mail service provider and some of the cases are checked manually. Any problems and unclear responses are marked by the person entering the data and marked as -111. The main incidences are cases in which the person entering the data was uncertain of how to interpret the information provided by the respondent in the questionnaire. Examples are multiple answers where only one answer is allowed, crosses between checkboxes, and answers that are crossed-out.

In contrast to previous wave publications, recoding of the ambiguous cases has not been done since wave *cf*.

3.3 Generated Variables

Table 4 lists the variable(s) generated in the process of data preparation. In wave *kd* twenty-nine variables had to be generated due to privacy reasons and data protection. The text responses with comments about the questionnaire in variable `kdzq016a` are not published. Only a variable indicating whether the respondent left comments on the survey or not (`kdzq016b`) is published. Generated variables that are published in a later release of the data set are listed in the errata document that is accessible in the study entry of the GESIS Panel in the GESIS Data Archive.

Table 4: Overview of generated Variables in Wave kd

Variable	Variable Label
kdzi010b	Wichtigster Grund Umfrageteilnahme
kdzi011b	Zweitwichtigster Grund Umfrageteilnahme
kdzi012b	Drittwichtigster Grund Umfrageteilnahme
kdzi022b	Anzahl Mitgliedschaften bei Online Panel, 3 Kategorien
kdzh023b	Geschlecht, 2 Kategorien
kdzh024b	Geburtsjahr, aus o.A.
kdzh024c	Geburtsjahr, aus o.A., Extremwerte zusammengefasst
kdzh027b	Familienstand, 5 Kategorien
kdzh047b	Ausbildungsabschluss: Berufsabschluss, anderer - offen
kdzh050b	Haushaltsgröße, mehr als eine Person, aus o.A.
kdzh050c	Haushaltsgröße, mehr als eine Person, aus o.A., 5 Kategorien
kdzh052b	Anzahl Kinder unter 16 Jahren im Haushalt, aus o.A.
kdzh052c	Anzahl Kinder unter 16 Jahren im Haushalt, aus o.A., 3 Kategorien
kdzh053b	Persönliches Netto-Einkommen, 15 Kategorien
kdzh054b	Haushalts-Netto-Einkommen, 10 Kategorien
kdzh054c	Haushalts-Netto-Einkommen, 9 Kategorien
kdzt064b	Aktuelle Zugehörigkeit Kirche/ Religionsgemeinschaft, 4 Kategorien
kdzt066b	Frühere Zugehörigkeit Kirche/ Religionsgemeinschaft, 3 Kategorien
kded074b	Rauchen pro Tag: Stückzahl Zigaretten, aus o.A.
kded075b	Rauchen pro Tag: Stückzahl Zigarren/Zigarillos, aus o.A.
kded076b	Rauchen pro Tag: Stückzahl Pfeifen, aus o.A.
kded077b	Rauchen pro Tag: Mililiter Liquid in E-Zigaretten, aus o.A.
kded078b	Rauchen pro Tag: Stückzahl Einweg-E-Zigaretten, aus o.A.
kded079b	Rauchen pro Tag: Stückzahl Tabaksticks in Tabakerhitzern, aus o.A.
kded084b	Nutzung digitaler Technologien: Sonstige (gesundheitsrelevant) - offen
kded101b	Gründe für Nichtnutzung: Sonstige - offen
kdej123b	Klimawandel Angst Erläuterung - offen
kddy152b	Zahl der Menschen in Wohngemeinde, 4 Kategorien
kdzq016b	Comment, dichotomous

Note: English labels can be found in the codebook.

3.4 Variables not Available in the Standard Edition

In order to secure the anonymity of the panel members, not all variables are available in the standard edition as they were collected. Answers to open-ended questions, for instance, are not included in the Standard Edition. They are available in the Extended Edition. Table 5 gives an overview on the variables that are additionally available in the Extended Edition.

Table 5: Overview of Variables only available in the Extended Edition

Variable	Variable Label
kdzi010b	Wichtigster Grund Umfrageteilnahme
kdzi011b	Zweitwichtigster Grund Umfrageteilnahme
kdzi012b	Drittwichtigster Grund Umfrageteilnahme
kdzi022a	Anzahl Mitgliedschaften bei Online Panel, 6 Kategorien
kdzh023a	Geschlecht, 4 Kategorien
kdzh024b	Geburtsjahr, aus o.A.
kdzh027a	Familienstand
kdzh047b	Ausbildungsabschluss: Berufsabschluss, anderer - offen
kdzh050b	Haushaltsgröße, mehr als eine Person, aus o.A.
kdzh052b	Anzahl Kinder unter 16 Jahren im Haushalt, aus o.A.
kdzh053a	Persönliches Netto-Einkommen, 17 Kategorien
kdzh054b	Haushalts-Netto-Einkommen, 10 Kategorien
kdzt064a	Aktuelle Zugehörigkeit Kirche/ Religionsgemeinschaft, 7 Kategorien
kdzt066a	Frühere Zugehörigkeit Kirche/ Religionsgemeinschaft, 6 Kategorien
kded084b	Nutzung digitaler Technologien: Sonstige (gesundheitsrelevant) - offen
kded092a	Initiative zur Nutzung digitaler Technologie: Sonstiges - offen
kded101b	Gründe für Nichtnutzung: Sonstige - offen
kdej123b	Klimawandel Angst Erläuterung - offen
kddy152a	Zahl der Menschen in Wohngemeinde, 5 Kategorien
kdzp209a	Javascript version
kdzp210a	Flash version

Note: English labels can be found in the codebook.

Appendix

I. Field Phase

Table 6: Daily returns by mode


Date	Online		Offline		Total	
	No.	% (cum.)	No.	% (cum.)	No.	% (cum.)
2023-11-22	938	26.49	0	0.00	938	20.98
2023-11-23	488	40.27	0	0.00	488	31.90
2023-11-24	307	48.94	0	0.00	307	38.77
2023-11-25	205	54.73	0	0.00	205	43.36
2023-11-26	217	60.86	0	0.00	217	48.21
2023-11-27	155	65.24	36	3.88	191	52.48
2023-11-28	112	68.40	0	3.88	112	54.99
2023-11-29	80	70.66	103	14.96	183	59.08
2023-11-30	246	77.61	196	36.06	442	68.97
2023-12-01	84	79.98	134	50.48	218	73.85
2023-12-02	69	81.93	0	50.48	69	75.39
2023-12-03	58	83.56	0	50.48	58	76.69
2023-12-04	63	85.34	65	57.48	128	79.55
2023-12-05	59	87.01	53	63.19	112	82.06
2023-12-06	43	88.22	39	67.38	82	83.89
2023-12-07	85	90.62	29	70.51	114	86.44
2023-12-08	43	91.84	34	74.17	77	88.17
2023-12-09	29	92.66	0	74.17	29	88.81
2023-12-10	33	93.59	0	74.17	33	89.55
2023-12-11	22	94.21	21	76.43	43	90.51
2023-12-12	14	94.61	29	79.55	43	91.48
2023-12-13	15	95.03	0	79.55	15	91.81
2023-12-14	4	95.14	24	82.13	28	92.44
2023-12-15	5	95.28	16	83.85	21	92.91
2023-12-16	6	95.45	0	83.85	6	93.04
2023-12-17	12	95.79	0	83.85	12	93.31
2023-12-18	11	96.10	11	85.04	22	93.80
2023-12-19	10	96.39	0	85.04	10	94.03
2023-12-20	4	96.50	23	87.51	27	94.63
2023-12-21	12	96.84	0	87.51	12	94.90
2023-12-22	4	96.95	0	87.51	4	94.99
2023-12-23	7	97.15	0	87.51	7	95.15
2023-12-24	2	97.20	0	87.51	2	95.19
2023-12-25	3	97.29	0	87.51	3	95.26
2023-12-26	4	97.40	0	87.51	4	95.35
2023-12-27	10	97.68	0	87.51	10	95.57
2023-12-28	10	97.97	26	90.31	36	96.38
2023-12-29	11	98.28	0	90.31	11	96.62
2023-12-30	3	98.36	0	90.31	3	96.69
2023-12-31	7	98.56	0	90.31	7	96.85


Table 6: Daily returns by mode (*continued*)

Date	Online		Offline		Total	
	No.	% (cum.)	No.	% (cum.)	No.	% (cum.)
2024-01-01	4	98.67	0	90.31	4	96.94
2024-01-02	6	98.84	0	90.31	6	97.07
2024-01-03	2	98.90	10	91.39	12	97.34
2024-01-04	6	99.07	0	91.39	6	97.47
2024-01-05	4	99.18	19	93.43	23	97.99
2024-01-06	7	99.38	0	93.43	7	98.14
2024-01-07	3	99.46	0	93.43	3	98.21
2024-01-08	3	99.55	8	94.29	11	98.46
2024-01-09	3	99.63	0	94.29	3	98.52
2024-01-10	1	99.66	0	94.29	1	98.55
2024-01-11	1	99.69	3	94.62	4	98.64
2024-01-12	0	99.69	18	96.56	18	99.04
2024-01-13	2	99.75	0	96.56	2	99.08
2024-01-14	1	99.77	0	96.56	1	99.11
2024-01-15	5	99.92	0	96.56	5	99.22
2024-01-16	3	100.00	8	97.42	11	99.46
2024-01-17	0	100.00	4	97.85	4	99.55
2024-01-22	0	100.00	5	98.39	5	99.66
2024-01-24	0	100.00	6	99.03	6	99.80
2024-01-30	0	100.00	5	99.57	5	99.91
2024-02-05	0	100.00	2	99.78	2	99.96
2024-02-14	0	100.00	1	99.89	1	99.98
2024-02-20	0	100.00	1	100.00	1	100.00

II. Documents

a. Universal Invitation Letter for Online and Offline Participants Sent by Mail





Leibniz-Institut
für Sozialwissenschaften

GESIS · Postfach 10 28 36 · 68028 Mannheim

GESIS GesellschaftsMonitor
 Postfach 10 28 36
 68028 Mannheim
 Telefon: 0621 1246 564
 E-Mail: info@gesis-gesellschaftsmonitor.de
www.gesis-gesellschaftsmonitor.de

Mannheim, den 21.11.2023

Einladung zu unserer Umfrage von November bis Januar

heute möchten wir Sie einladen, an der neuen Umfrage des GESIS GesellschaftsMonitors teilzunehmen.

Sie haben nun die Möglichkeit, die Umfrage direkt online auszufüllen. Rufen Sie hierzu bitte die folgende Internetadresse auf und geben anschließend Ihren Zugangscode ein.

www.gesis-gesellschaftsmonitor.de/umfrage

Noch einfacher geht es, wenn Sie diesen QR-Code mit Ihrem Smartphone scannen.

Damit kommen Sie direkt zur Startseite Ihrer Umfrage.

Die Beantwortung unserer Fragen dauert etwa 20 Minuten.

Als Dankeschön für Ihre Teilnahme haben wir diesem Schreiben 5 Euro für Sie beigelegt.

Hat sich Ihre Adresse geändert oder ziehen Sie in Kürze um?

Bei Adressänderungen oder Rückfragen erreichen Sie uns telefonisch unter 0621 1246 564 oder per E-Mail an info@gesis-gesellschaftsmonitor.de.

Wir bedanken uns für Ihre Teilnahme und wünschen Ihnen viel Spaß beim Ausfüllen der Umfrage. Zudem wünschen wir Ihnen und Ihrer Familie frohe Festtage und einen guten Start ins neue Jahr.

Herzliche Grüße und alles Gute


Dr. Bernd Weiß und das gesamte Projektteam

PS: Informationen zum Datenschutz finden Sie auf der Rückseite dieses Schreibens.

GESIS e.V.
 Vereinsregister Amtsgericht Mannheim
 Registernummer VR 1449
 Steuer-Nr. 38145/01607
 USt-Id.Nr. DE814839735

BW-Bank Stuttgart
 BLZ 600 501 01
 Konto-Nr. 749 650 43 33
 BIC/SWIFT-Code SOLADEST600
 IBAN DE31 6005 0101 7496 5043 33

GESIS e.V. ist Mitglied der Leibniz-Gemeinschaft
 Präsident und Vorstand
 Prof. Dr. Christof Wolf
 Postfach 12 21 55
 68072 Mannheim



b. Data Privacy Statement Sent by Mail (for Online and Offline Participants)

Erklärung zum Datenschutz und zur absoluten Vertraulichkeit Ihrer Angaben beim GESIS GesellschaftsMonitor

GESIS – Leibniz-Institut für Sozialwissenschaften und alle beauftragten Dienstleister arbeiten nach den Vorschriften der EU-Datenschutz-Grundverordnung und allen anderen in Deutschland gültigen datenschutzrechtlichen Bestimmungen.

Das gilt insbesondere für die Wiederholungsbefragungen des GESIS GesellschaftsMonitors, bei denen mehrere Befragungen mit derselben Person durchgeführt werden. Die Angaben aus den Befragungen werden lediglich durch eine Nummer miteinander verknüpft.

Nach der Teilnahme an den Befragungen werden die Antworten in einer Datenbank getrennt von Ihren personenbezogenen Daten gespeichert.

Ergebnisse werden nur in anonymisierter Form dargestellt, beispielsweise zusammengefasst in Tabellen und Grafiken. Niemand kann aus den Ergebnissen erkennen, von welcher Person die Angaben gemacht worden sind. Das heißt, niemand erfährt, welche Antworten Sie persönlich gegeben haben.

Es gibt keine Weitergabe von Daten, die Ihre Person erkennen lassen.

Die Teilnahme am GESIS GesellschaftsMonitor ist freiwillig. Erhaltene Aufwandsentschädigungen sind keine Bezahlung, sondern ein Dankeschön für Ihre Unterstützung der wissenschaftlichen Forschung. Sie gehen damit keine Verpflichtung für weitere Befragungen ein. Die Beendigung bzw. das Abbrechen der Teilnahme ist jederzeit möglich und mit keinen Nachteilen verbunden. Um nicht mehr teilzunehmen, bedarf es keiner Kündigung.

Ihre Rechte

Im Hinblick auf Ihre personenbezogenen Daten können Sie bis zur Löschung der Daten bei Projektabschluss gegenüber GESIS jederzeit die folgenden Rechte geltend machen:

- Auskunftsrecht
- Recht auf Berichtigung
- Recht auf Löschung („Recht auf Vergessenwerden“)
- Recht auf Einschränkung der Verarbeitung
- Recht auf Datenübertragbarkeit

Außerdem haben Sie ein Beschwerderecht bei einer Datenschutz-Aufsichtsbehörde. Sie können Ihre Beschwerde sowohl bei der Aufsichtsbehörde im Bundesland Ihres Wohnsitzes oder Arbeitsplatzes als auch bei der für den Verantwortlichen im jeweiligen Bundesland zuständigen Aufsichtsbehörde erheben.

Ansprechpartner

Für alle Fragen und Ersuche zum Datenschutz wenden Sie sich bitte an:

GESIS – Leibniz-Institut für Sozialwissenschaften
GESIS GesellschaftsMonitor
Postfach 12 21 55
68072 Mannheim
Telefon: 0621 1246564
E-Mail: datenschutz@gesis-gesellschaftsmonitor.de

Weitere Informationen zum Datenschutz und unserem Datenschutzbeauftragten finden Sie unter www.gesis.org/institut/datenschutz

c. Invitation Email

Ihre neue Umfrage von November bis Januar 2023/2024

Sehr geehrte Frau ...,

herzlichen Dank für Ihre Teilnahme am GESIS GesellschaftsMonitor.

Heute möchten wir Sie gerne zu unserer aktuellen Umfrage von November bis Januar 2023/2024 einladen, die Sie über den folgenden Link erreichen:

<https://www.gesis-gesellschaftsmonitor.de/...>

Als Dankeschön für Ihre Teilnahme erhalten Sie in Kürze wieder 5 Euro per Post.

Die Beantwortung der Fragen wird etwa 20 Minuten in Anspruch nehmen.
Wir wünschen Ihnen viel Spaß beim Ausfüllen der Umfrage.

Bei Adressänderungen oder Rückfragen erreichen Sie uns per E-Mail an info@gesis-gesellschaftsmonitor.de oder telefonisch unter 0621 1246564.
Wir freuen uns über Ihr Interesse und beantworten gerne Ihre Fragen.

Mit besten Grüßen,

Ihr GESIS GesellschaftsMonitor Team

Hinweis zum Datenschutz:

In keinem Fall werden Daten weitergegeben, die Ihre Person erkennen lassen. Niemand kann aus den Auswertungen der Daten Rückschlüsse darauf ziehen, von welcher Person die Angaben gemacht worden sind.

Weitere Informationen zum Datenschutz finden Sie hier:
<https://www.gesis-gesellschaftsmonitor.de/datenschutz.php>

d. First Email Reminder

Erinnerung: Ihre neue Umfrage von November bis Januar 2023/2024

Sehr geehrte Frau ...,

wir haben Sie kürzlich zu unserer aktuellen Umfrage von November bis Januar 2023/2024 eingeladen und würden uns sehr über Ihre Teilnahme freuen.

Über den folgenden Link können Sie direkt Ihre neue Umfrage aufrufen:

<https://www.gesis-gesellschaftsmonitor.de/...>

Der GESIS GesellschaftsMonitor möchte mehr über den Alltag und das Leben in Deutschland erfahren und diese Informationen der sozialwissenschaftlichen Forschung zugänglich zu machen. Mit Ihrer Teilnahme leisten Sie somit einen wichtigen Beitrag für die Wissenschaft.

Die Beantwortung der Fragen wird etwa 20 Minuten in Anspruch nehmen. Wir wünschen Ihnen viel Spaß beim Ausfüllen der Umfrage. Als Dankeschön haben wir Ihnen bereits 5 Euro per Post zugeschickt.

Bei Adressänderungen oder Rückfragen erreichen Sie uns per E-Mail an info@gesis-gesellschaftsmonitor.de oder telefonisch unter 0621 1246564. Wir freuen uns über Ihr Interesse und beantworten gerne Ihre Fragen.

Mit besten Grüßen,

Ihr GESIS GesellschaftsMonitor Team

Hinweis zum Datenschutz:

In keinem Fall werden Daten weitergegeben, die Ihre Person erkennen lassen. Niemand kann aus den Auswertungen der Daten Rückschlüsse darauf ziehen, von welcher Person die Angaben gemacht worden sind.

Weitere Informationen zum Datenschutz finden Sie hier:

<https://www.gesis-gesellschaftsmonitor.de/datenschutz.php>

e. Second Email Reminder

Erinnerung: Ihre neue Umfrage von November bis Januar 2023/2024

Sehr geehrte Frau ...,

heute möchten wir Sie noch einmal bitten, an unserer aktuellen Umfrage von November bis Januar 2023/2024 teilzunehmen. Über den folgenden Link können Sie diese noch bis zum 16.01.2024 aufrufen:

<https://www.gesis-gesellschaftsmonitor.de/...>

Wir erhalten nur dann aussagekräftige Ergebnisse, wenn sich die ausgewählten Personen an unserer Umfrage beteiligen. Daher ist uns Ihre Teilnahme sehr wichtig. Als Dankeschön haben wir Ihnen 5 Euro per Post zugeschickt.

Bei Adressänderungen oder Rückfragen erreichen Sie uns per E-Mail an info@gesis-gesellschaftsmonitor.de oder telefonisch unter 0621 1246564. Wir freuen uns über Ihr Interesse und beantworten gerne Ihre Fragen.

Mit besten Grüßen,

Ihr GESIS GesellschaftsMonitor Team

References

American Association for Public Opinion Research. (2016). Standard Definitions: Final Dispositions of Case Codes and Outcome Rates for Surveys.

Bosnjak, M., Dannwolf, T., Enderle, T., Schaurer, I., Struminskaya, B., Tanner, A., & Weyandt, K. W. (2017). Establishing an Open Probability-Based Mixed-Mode Panel of the General Population in Germany: The GESIS Panel. *Social Science Computer Review*, 089443931769794. <https://doi.org/10.1177/0894439317697949>

Callegaro, M., & DiSogra, C. (2008). Computing Response Metrics for Online Panels. *Public Opinion Quarterly*, 72(5), 1008–1032. <https://doi.org/10.1093/poq/nfn065>

DiSogra, C., & Callegaro, M. (2016). Metrics and Design Tool for Building and Evaluating Probability-Based Online Panels. *Social Science Computer Review*, 34(1), 26–40. <https://doi.org/10.1177/0894439315573925>

GESIS Panel Wave Report

GESIS – Leibniz-Institut für Sozialwissenschaften

Survey Design and Methodology

GESIS Panel

Postfach 12 21 55

68072 Mannheim

E-Mail: gesis-panel@gesis.org

www.gesis.org/gesis-panel